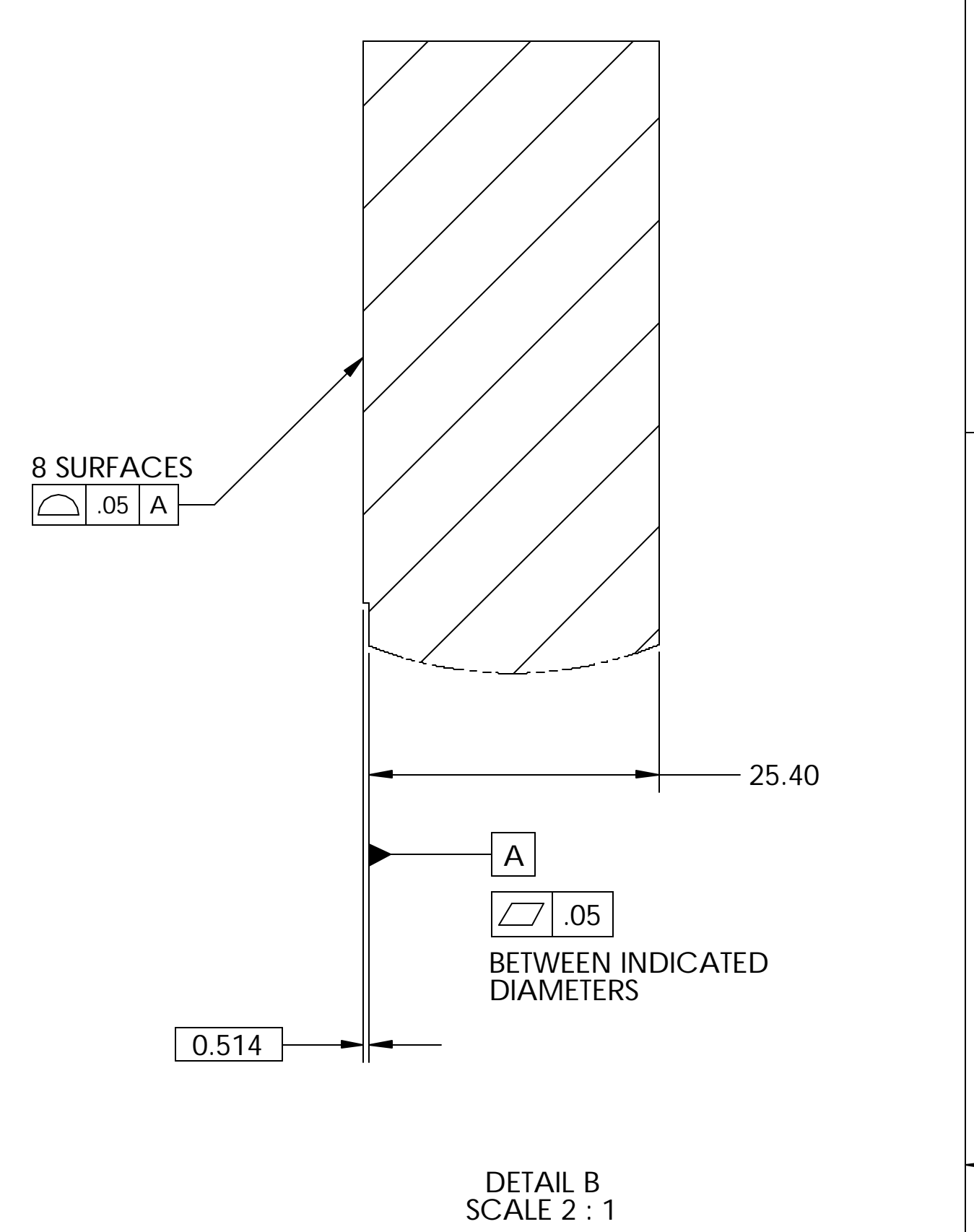
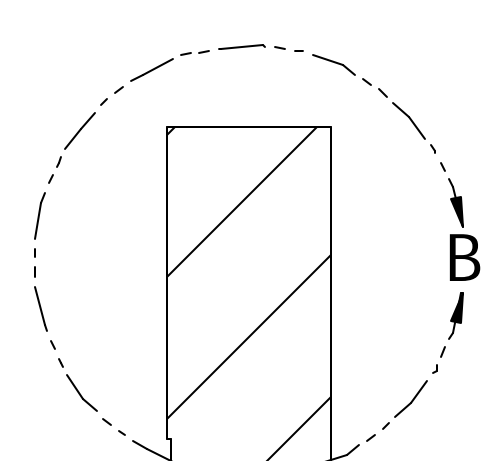
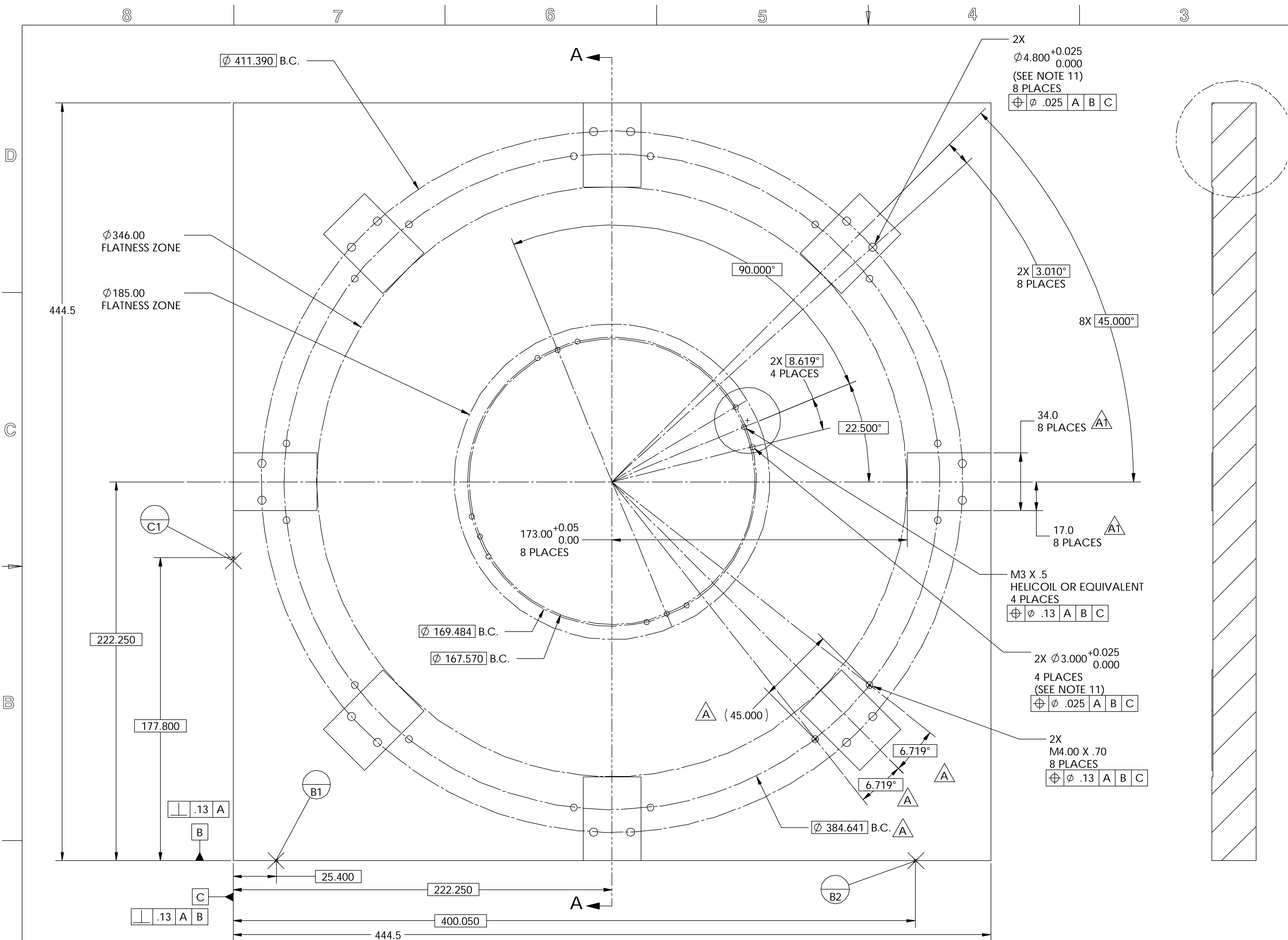


DWG. NO.	SIZE	REV.	SHEET
21F7764	A	1	1
DESCRIPTION		MATERIAL	MNT. LOCATION



NOTES: UNLESS OTHERWISE SPECIFIED

- ALL DIMENSIONS IN MILLIMETERS
- DIMENSIONS AND TOLERANCING PER ASME Y14.5M-1994
- SURFACE TEXTURE PER ANI/ASME B 46.1-1985
- REMOVE ALL BURRS AND BREAK SHARP EDGES TO A MAXIMUM OF .38
- ALL INSIDE CORNERS TO BE .38 RADIUS MAX
- COUNTERSINK 82 DEGREES ALL TAPPED HOLES TO MAJOR DIAMETER
- COUNTERSINK 82 DEGREES APPROXIMATELY .38 DEEP ALL DRILLED HOLES
- PARTS TO BE THOROUGHLY CLEANED TO REMOVE ALL OIL, GREASE, DIRT AND CHIPS
- ROOM TEMPERATURE DURING MACHINING TO BE RECORDED AND PROVIDED TO HYTEC; TOP AND BOTTOM PLATES TO BE MACHINED AT THE SAME TEMPERATURE (WITHIN 5 DEGREES F)
- INSPECTION REPORTS TO BE PROVIDED TO HYTEC
- HOLES ARE THRU HOLES, OR 3X DIA. DEEP WITH A SMALLER PILOT HOLE THRU

MATL: ISOTROPIC GRAPHITE; CTE LESS THAN OR EQUAL TO 6μIN/IN/°F OR EQUIVALENT (SEE NOTE 9, 10)

REV	DWG	CHK	ZONE	DATE	CHANGES
A		WKM	B4/C4	9-3-02	REVISED HOLE PATTERN, TAB MOUNT PAD

UNLESS OTHERWISE SPECIFIED		SHOP ORDERS	
TOLERANCES	X.X ± 0.5	FRAC. ± 1/64	ACCT NO.
	X.XX ± 0.25	ANGLES ± 30°	NO. REQD
	X.XXX ± 0.013	FINISH 1.6	DATE ISSD
			DATE REQD
DO NOT SCALE PRINT		SURFACE TREATMENT	
THREADS ARE CLASS 2		INDEX METHOD TAG	
CHAMFER ENDS OF ALL SCREW THREADS 30°		PROJECT NAME	
CUT ROUND, 1.5 THREAD RELIEF ON MACHINED THREADS		PROJECT NO. ATL-IP-ED-XXXX	
BREAK EDGES .016 MAX. ON MACHINED WORK		PROJECT US ATLAS SILICON SUBSYSTEM	
REMOVE BURRS, WELD SPLATTER & LOOSE SCALE		DWE W. K. MILLER	
IN ACCORDANCE WITH ASME Y14.5m & B46.1		DATE 4/16/2002	
		CHK BILL WILDS	
		DATE 4/16/2002	
		APR E ANDERSSSEN	
		DATE 4/16/2002	

ERNEST ORLANDO LAWRENCE BERKELEY NATIONAL LABORATORY			
UNIVERSITY OF CALIFORNIA - BERKELEY #			
ATLAS PIXEL DETECTOR SPACEFRAME END STIFFENER BOND FIXTURE PLATE			
MICROFILMED:	DWG. TYPE	SHOWS ON	SCALE: 1:1.25
	PART	21F775	SCALE PRINTS
PATENT CLEAR:	DESIGN ACCT. NO.	AP6250	SHEET 1 OF 1
	CATEGORY CODE	21F7764	SIZE REV.
			A